


CB650






WORLD'S LARGEST MOTORCYCLE MANUFACTURER

CB650

A first from Honda—a 650cc motorcycle. Don't let the fact that it performs like a 750cc fool you—it's actually just 626cc, but with the performance, look and touring capability of a big bike combined with the handling, weight and cost of a mid-weight bike. It's the versatile bike—catering for many different types of rider with different riding purposes. No fuss, no worry; just smooth, balanced power right up to 9000rpm.



The CB650 packs no less than 63bhp from its 4-cylinder O.H.C. engine. Fully transistorised ignition makes tune-ups easy and inexpensive, there are no mechanical points to adjust or wear out and its dirt and moisture resistant properties add to its already outstanding reliability. The CB650 will quickly turn everyone's idea of a mid-weight bike upside down. Ride it soon; or regret it.



- A Warning lights are set neatly between non-glare, easy-to-read speedometer and rev counter.
- B Rear set footrests give comfortable riding position and easy access to trouble-free gear changing.
- C Aluminium alloy Comstar wheels with double front discs for efficient, controlled braking.
- D Large, square format indicators, front and rear, make sure that everyone knows exactly where you're going.
- E Exhaust pipes from each of the four cylinders blend into two megaphone silencers.
- F FVQ rear suspension is smooth for touring, firm for sports riding.



CB650

Specifications

ENGINE UNIT

Type	Air cooled, 4-cylinder, OHC 4-stroke
Bore and Stroke	59.8mm x 55.8mm
Displacement	626cc
Compression Ratio	9.0:1
Carburettor	Piston valve type
Lubrication System	Wet sump
Oil Capacity	3.08 Imp Qt
Starting System	Electric starter
Maximum Horsepower	63ps/9,000 rpm (DIN)
Maximum Torque	5.4 kg-m/8,000 rpm

FRAME

Type	Diamond cradle design
Front Suspension	Telescopic (Travel 5.6 in)
Rear Suspension	Swing arm (Travel 3.6 in)
Front Tyre	3.25H x 19 - Tubeless
Rear Tyre	3.75H x 18 - Tubeless
Front Brake	Twin discs
Rear Brake	Internal expanding shoes
Trail Length	4.13 in
Caster Angle	27°30'

TRANSMISSION

Type	5-speed constant mesh
Clutch	Wet multi-plate type
Primary Reduction	1.166

Gear Ratios 1st 2.500

2nd	1.722
3rd	1.333
4th	1.074
5th	0.884

Final Reduction 2.500

Drive Sprocket 16T

Driven Sprocket 40T

ELECTRICAL SYSTEM

Ignition	Fully transistorised system
Alternator	0.26 kw/5,000 rpm
Battery Capacity	12V-12AH
Headlight Low/High	55/60 watt halogen
Tail/Stoplight	5/21 watt x 2
Indicator Light	21 watt

DIMENSIONS

Overall Length	86.61 in
Overall Width	30.51 in
Overall Height	43.70 in
Wheelbase	56.30 in
Seat Height	31.30 in
Ground Clearance	6.10 in
Fuel Capacity	3.96 gallons
Dry Weight	436 lbs
Curb Weight	476 lbs

Colours Available



Blue



Black

These specification details do not apply to any particular product, which is supplied or offered for sale. The manufacturer reserves the right to vary their specification with or without notice and at such times and in such manner as they think fit. Major as well as minor changes may be involved. Every effort, however, is made to ensure the accuracy of the particulars contained in this brochure. Consult the Dealer with whom your order is placed for details of the specification of any particular product. This publication shall not constitute in any circumstances whatsoever an offer by the Company to any person. All sales are made by the Distributor or Dealer concerned subject to and with the benefit of the standard Conditions of Sale and Warranty given by the Distributor or Dealer, copies of which may be obtained from him on request.

Your authorised HONDA dealer:

Honda UK Limited
Power Road Chiswick London W4 5YT





THIS WILL PUT THE CAT AMONG THE PIGEONS.

Our new CB650. More proof that there's no such machine as an ordinary Honda.

It has a 63 horsepower engine with new transistorised ignition that keeps the firing spot on right through the rev range.

A quartet of big carbs matched to large diameter valves that gives you precision control and powerful combustion.

A lightweight frame, FVQ rear damper, Comstar wheels and unique tubeless tyres for incredibly agile handling.

And a whisper quiet ride, with a deep low seat that makes you feel you're a part of the bike.

As Motor Cycle News said: 'It is impossible to ride the Honda CB650 without comparing it to (the competition). And on first impression it would appear (the competition) are going to have quite a fight on their hands.'*

Our new CB650.

If ever a mid range bike could cause a stir, this is it.



HONDA

RACE BRED • THOROUGHbred

CB650 Specifications: Air cooled, four cylinder in-line, 4 stroke, SOHC, bore and stroke: 59.8 x 55.8mm (626cc). Torque: 5.4 kg/m at 8,000 rpm. Horsepower: 63 (DIN) at 9,000 rpm. Fully transistorised ignition. Five speeds. Twin front discs. Single rear drum. *Motor Cycle News 27/9/78.